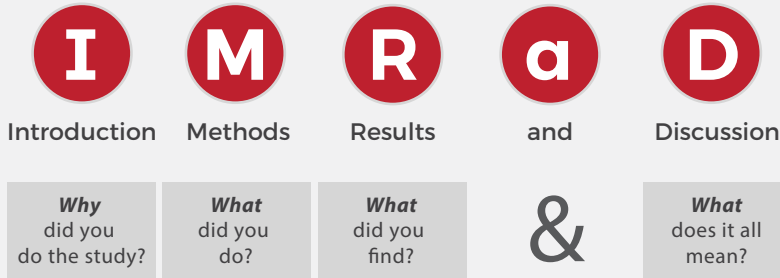


How to WRITE A RESEARCH PAPER



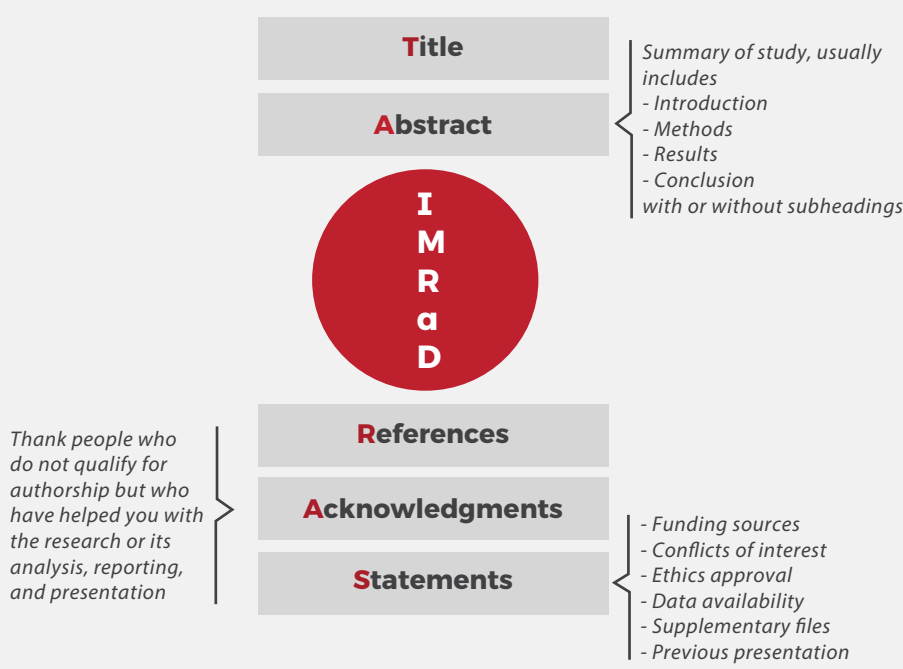
Use the **IMRaD** formula




“ *{IMRaD} structure is...a reflection of the process of scientific discovery* ”

International Committee of Medical Journal Editors (www.icmje.org)


The full formula is **TA-IMRaD-RAS**



Tips

 **Select your journal early and check its guidelines for:**

- Word counts
- Expected sections and section names
- Number and style of references
- Formatting

 **Note possible journal variations:**

- Methods may be at the end or combined with Results
- Results may be combined with Discussion
- Methods, Results, and Discussion may be combined
- Discussion may end with a separate Conclusion section

Use the Edanz Journal Selector:
WWW.EDANZEDITING.COM/JOURNAL-SELECTOR




The “write” order: follow **TA-MRDI**



1 Before drafting the manuscript:

- Make draft illustrations (tables and figures)
- Summarize each illustration's key point
- Make a brief IMRaD outline



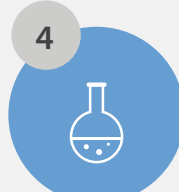
2 Title

Announce the most important feature of your research



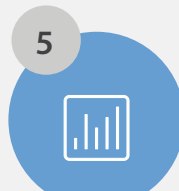
3 Abstract

Summarize the key messages of your IMRaD outline; input text in Edanz Journal Selector to find a target journal to help you with manuscript structure and format



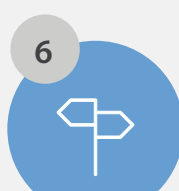
4 Methods

Describe materials, procedures, and analytical methods for each result/illustration, so others can repeat your study



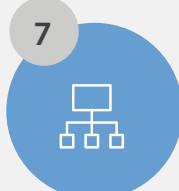
5 Results

Finalize your illustrations and highlight their main features in the main text




6 Discussion

Evaluate your results in the context of the published literature; identify strengths and weaknesses; draw conclusions and include implications and future directions




7 Introduction

Present enough information for readers to understand your study's conclusions, implications, and importance



Finishing touches

Prepare the references, acknowledgments and necessary statements; finalize the title and abstract; **don't forget to edit and proofread your manuscript!**



Being familiar with the IMRaD format and the “write” order will help you prepare your manuscript efficiently and completely.